

Corporate Profile

HNZ Group Inc. is an international provider of helicopter transportation and related support services with primary operations in Canada, Australia, New Zealand, Southeast Asia, the United States and Antarctica.

HNZ Group operates in excess of 115 helicopters to support offshore and onshore charter activities. Clients consist of multinational companies and government agencies, including offshore and onshore oil and gas, mineral exploration, military support, hydro and utilities, forest management, construction, air ambulance and search and rescue. In addition to charter services, the Corporation provides third party repair and maintenance services and advanced flight training.

Offshore charter operations are provided under the HNZ brand. Onshore charter operations are provided under the Canadian Helicopters brand in Canada, Acasta in Northern Canada, and the HNZ brand in Asia-Pacific and Antarctica. Ancillary services primarily include third-party repair and maintenance services and advanced flight training by the internationally recognized HNZ Topflight training centre in Penticton, British Columbia.

HNZ Group is headquartered near Montreal, Canada and employs approximately 600 personnel from 36 locations around the world.

HNZ Group offers extensive operational capability to meet the most challenging transportation needs, backed by comprehensive safety and quality programs.



- Corporate parent
- Helicopter charter service (International)



- Helicopter charter service (Canada)
- Maintenance support service



- Helicopter charter service (Northern Canada)



- Maintenance support service (Canada)



- Maintenance support service (USA)



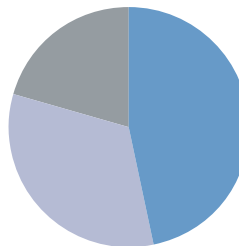
- Advanced flight training (Canada)

HNZ Group Statistics As at September 30, 2017

Fleet size (operated)	Number of countries
117	7
Fleet value (insured USD)	Number of employees
\$434 million	600 (approx.)
Number of locations	Hours flown per year (2016)
36	40,828

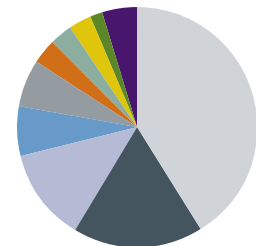
Business Diversification¹ based on LTM September 30, 2017

By segment (%)



Offshore operations	46.9
Onshore operations	32.7
Ancillary services	20.4

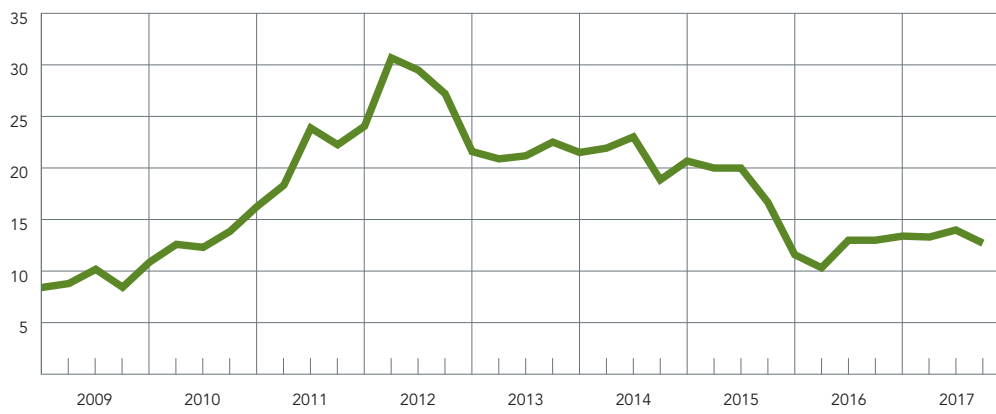
By industry (%)



Oil & Gas	41.2	Environment	3.3
MR&O	17.4	Forestry	3.0
Mining	12.7	School	3.0
Utility	6.7	Ambulance	1.7
Military	6.4	Others	4.6

¹ Results related to continuing operations.

Stock Price Performance



Shareholder Information As at September 30, 2017

Stock exchange listing

TSX

Toronto Stock Exchange

Trading Symbol

HNZ

Common and Variable Voting Shares

Index listing

S&P/TSX

SmallCap

Share price

\$12.75

Shares outstanding (weighted average)

12,979,377

Market capitalization

\$165 million

Cash and cash equivalents net of debt

\$0.6 million

Enterprise value

\$164 million

Net debt/Adjusted EBITDA (LTM)

n/a*

Insider ownership

4.9%

Fiscal year end

December 31

Reporting languages

English, French

* positive cash balance

Financial Performance¹ (millions of Canadian dollars except Adjusted EBITDA margin and Earnings per share)

	Revenue	Adjusted EBITDAR	Adjusted EBITDA	Adjusted EBITDA Margin	Earnings (loss) per Share basic and diluted
Q3-17 LTM	\$219.0	\$39.3	\$27.0	12.3%	\$0.50
Q3-16 LTM	\$205.5	\$46.0	\$33.5	16.3%	\$0.50
Q3-17	\$72.0	\$21.4	\$15.9	22.1%	\$0.49
Q3-16	\$54.7	\$12.8	\$9.8	17.9%	\$0.18

¹ Results related to continuing operations.

Contact Information

HNZ Group corporate head office and investor relations

1215 Montée Pilon, Les Cèdres, Québec
Tel +1 450 452 3000
investor@hnz.com
hnz.com

Auditors

Ernst & Young LLP
Chartered Accountants
Montréal, Québec

Corporate solicitors

McCarthy Tétrault LLP
Montréal, Québec

Transfer agent and registrar

Computershare Investor Services Inc.
Toronto, Ontario

Executive Management

Don Wall, CPA

President & Chief Executive Officer

Keith Mullett, CPA, CA

Executive Vice President (International)

Matthew Wright, CFA, MBA

Vice President & Chief Financial Officer

Board of Directors

Don Wall, CPA

Director, President & Chief Executive Officer

Larry M. Pollock

Chairman of the Board and Corporate Director

Randall J. Findlay, P.Eng, ICD.D

Corporate Director

Mathieu Gauvin, CPA, CA, CFA, CBV

Partner, Richter Advisory Group Inc., Chairman of the Audit Committee

Carmen Richard Loberg

Corporate Director, Chairman of the Compensation, Corporate Governance and Nominating Committee

Larry Murphy

Corporate Director

Analyst Coverage

Firm	Analyst	Phone Number
Desjardins Securities	Benoit Poirier, CFA, MBA	+1 514 281 8653
National Bank Financial	Cameron Doerksen, CFA	+1 514 879 2579
RBC Capital Markets	Derek Spronck	+1 416 842 7833
TD Securities	Tim James, CFA	+1 416 308 9773

Shareholder Calendar

Quarterly Earnings Release Dates

Q4 2017: March 15, 2018

Q1 2018: May 9, 2018

AGM: May 10, 2018

Q2 2018: August 13, 2018

Q3 2018: November 12, 2018